

FFU

Control box with schuko plug 230V / 8m cable

Wireless pushbutton for light and FFU

Door element

Window element

Transmission and copying of these documents, as well as commercialization and communication of its content is not allowed. As far as it is not clearly conceded. Contravene engage to recover damages. All rights are reserved for issue of a patent or industrial design registration. (DIN 34)		general tolerances ISO 2768-mK sharp edges removed 0,3 x 45°	scale: 1 : 20	weight in kg: -
			material:	
			dim:	
		date	name	
		drawn	11.06.2021	Sche
		reviewed	21.09.2021	Sp
		norm		
		<b>SCHILLING</b> ENGINEER		
		<small>SCHILLING ENGINEERING GmbH D-73793 Wuttrichingen</small>		
		<b>Cleanroom Systems</b>		
		<small>SCHILLING ENGINEERING GmbH D-73793 Wuttrichingen</small>		
index	change	date	name	file: 1001.6.220_Engl.idw
				project-no: 1001.6.220
				sheet: 1 of 4
				A2

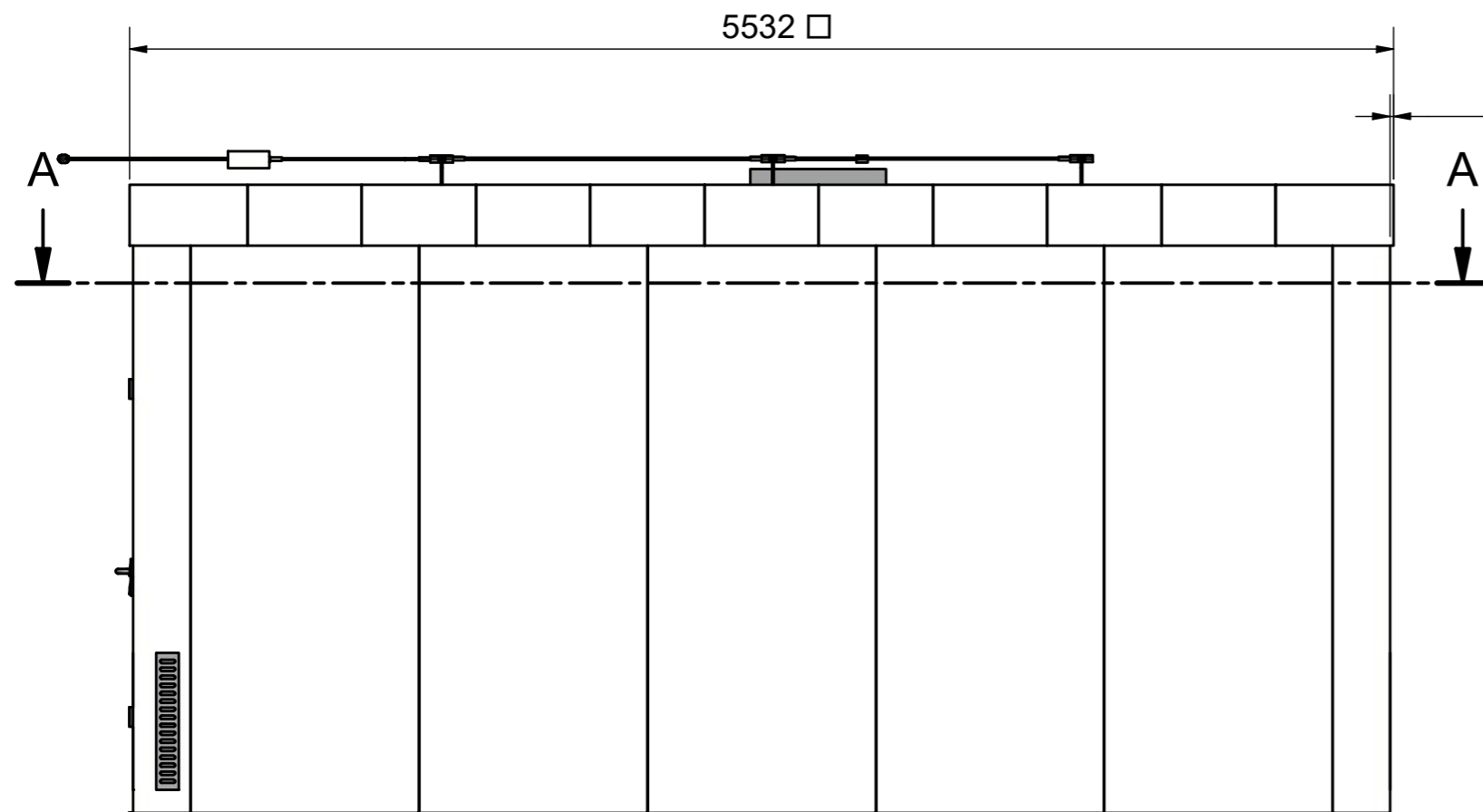
CleanEasyCell

3D

1001.6.220\_Engl

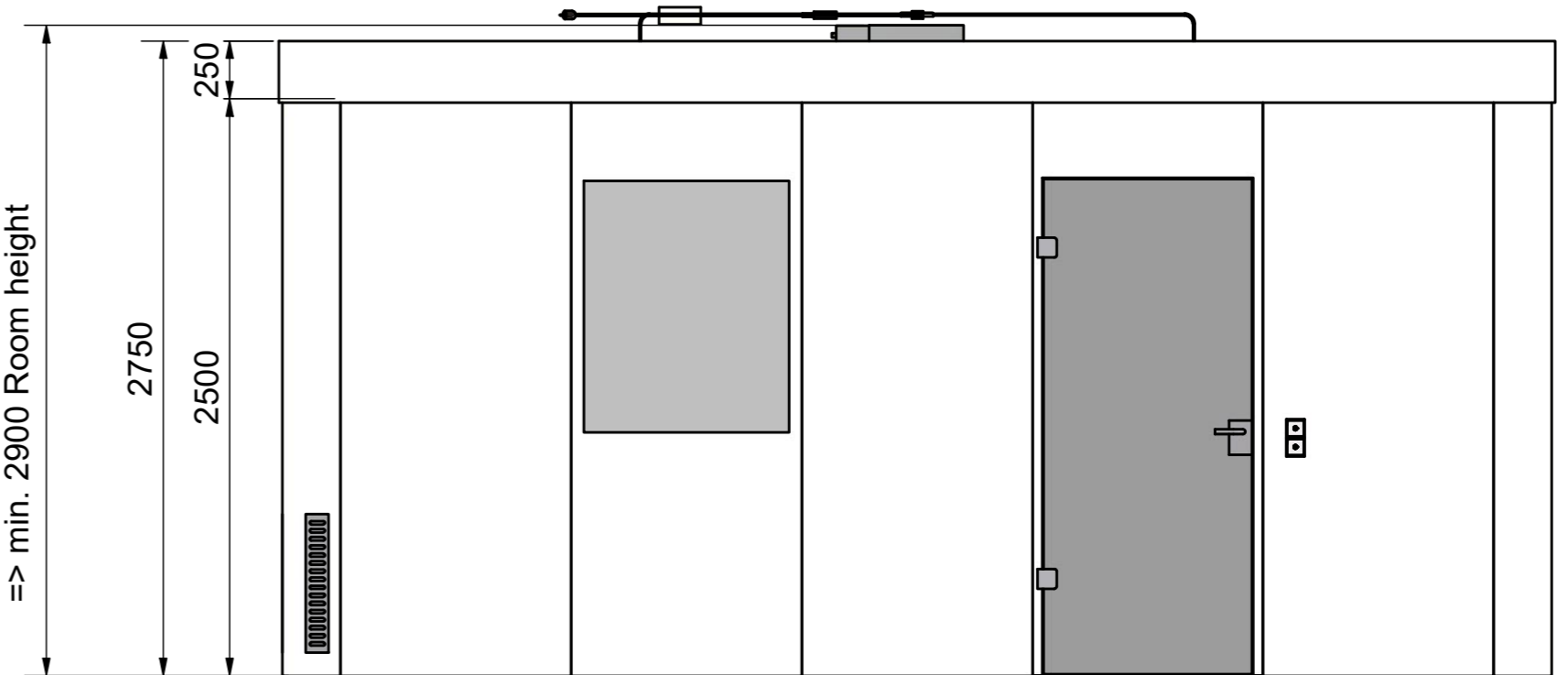
index





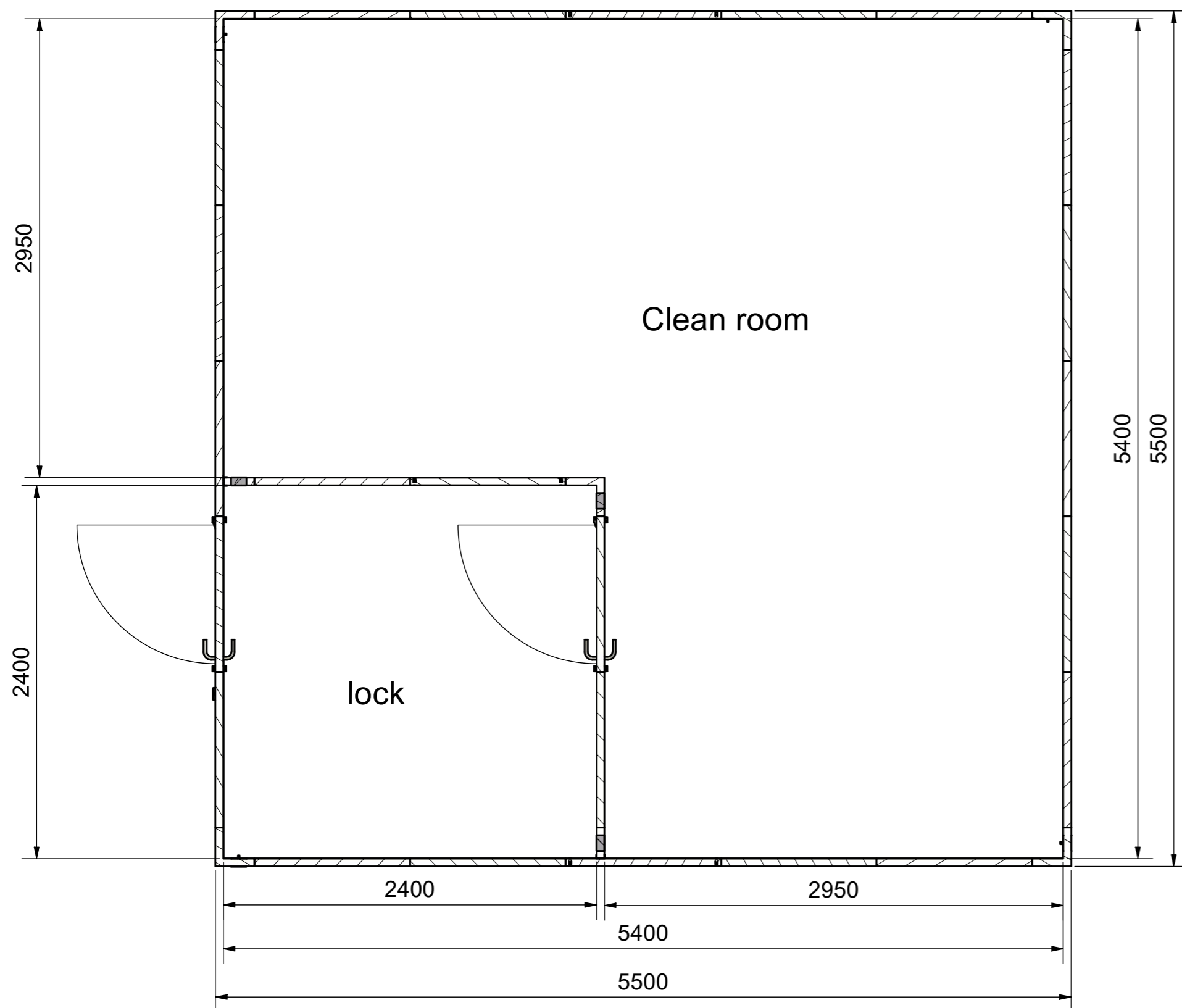
16 Cover all around

2817  
+ ca. 100mm  
space for air intake and assembly  
=> min. 2900 Room height



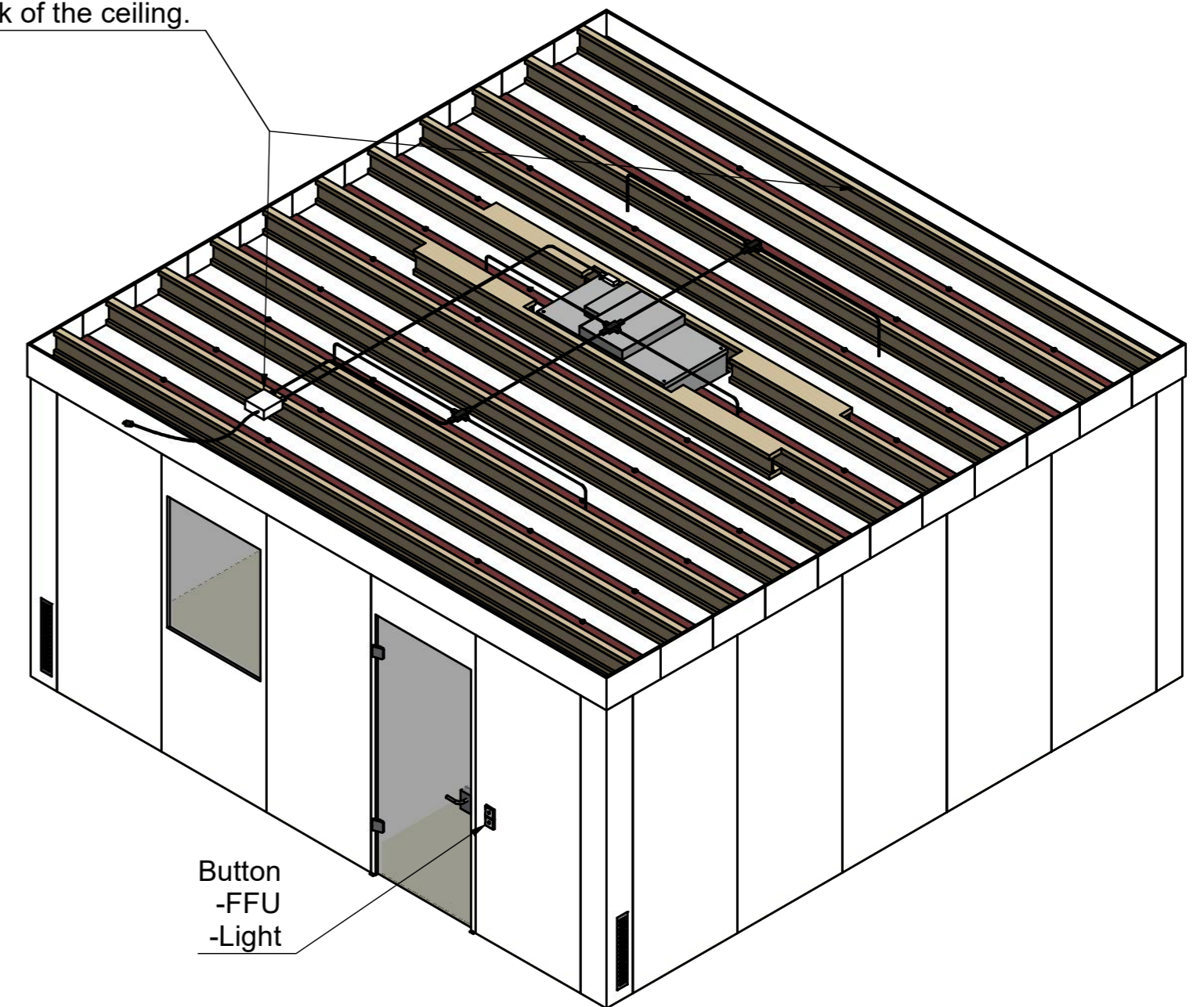
A-A ( 1 : 30 )

Control box with plug 230V  
Cable length 8m (from control box to Schuko plug)  
The control box is placed on the ceiling.  
In this example, the control box is on the  
The front of the ceiling (by the glass door) is stored.  
The control box can also be placed on the back of the ceiling.



Clean room

lock

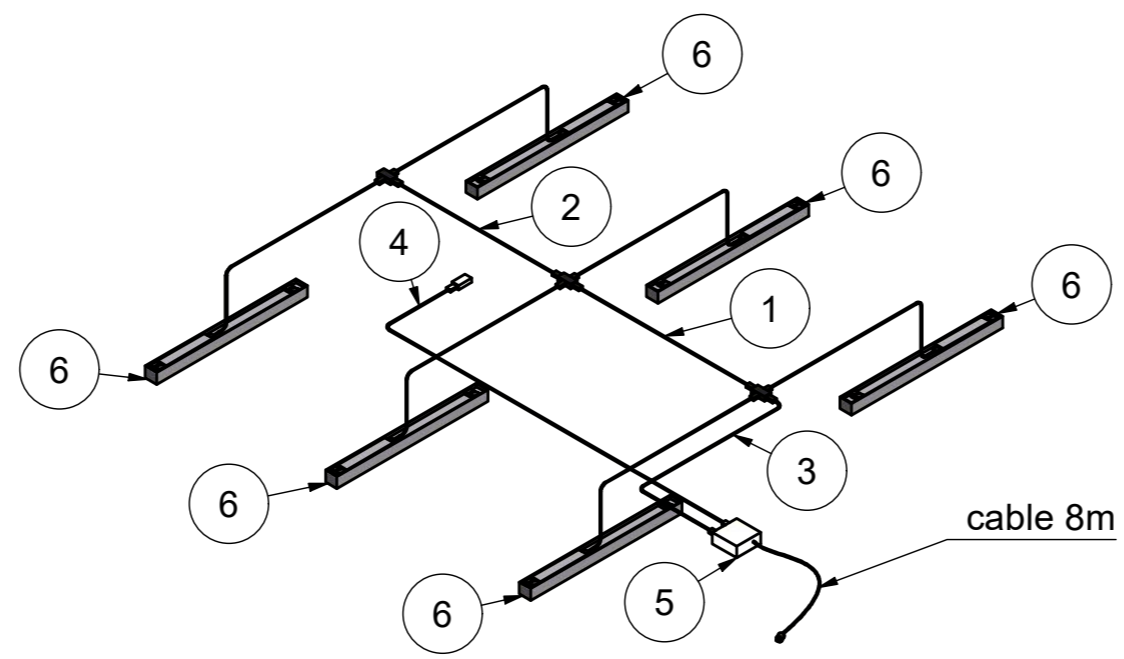
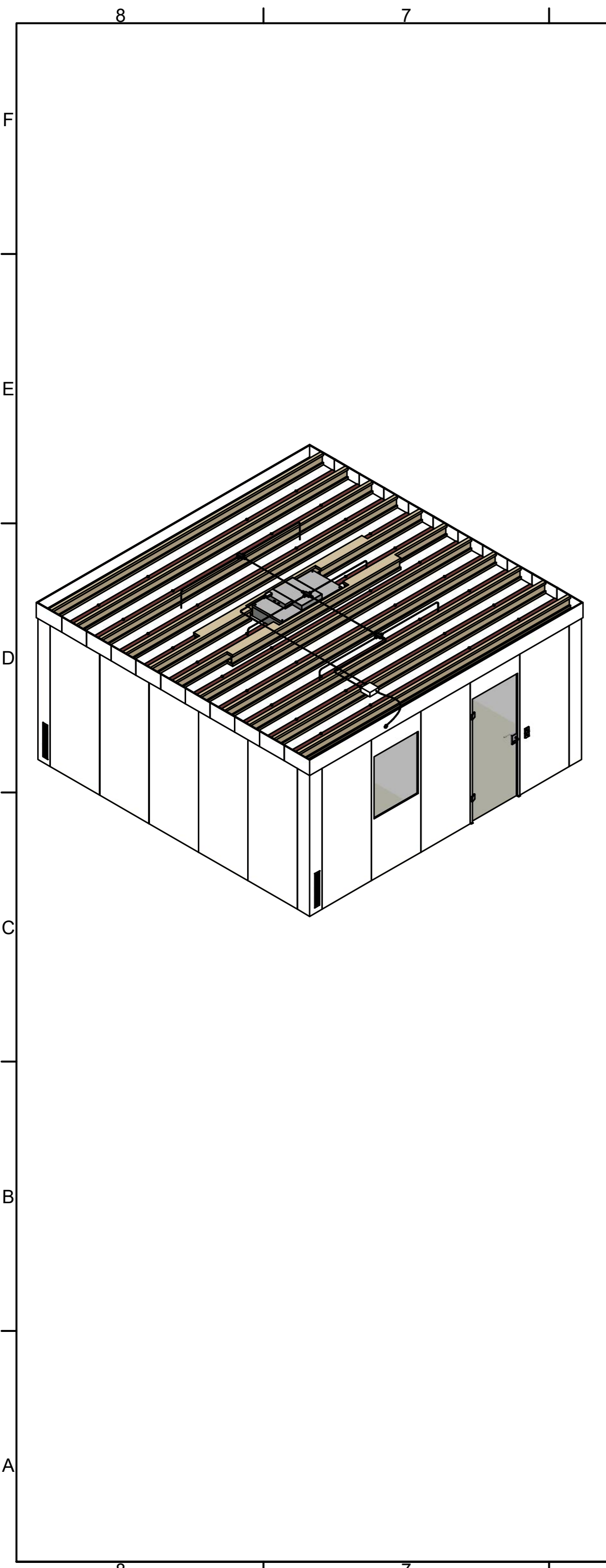


Button  
-FFU  
-Light

Transmission and copying of these documents, as well as commercialization and communication of its content is not allowed. As far as it is not clearly consented. Contravene engage to recover damages. All rights are reserved for issue of a patent or industrial design registration. (DIN 34)		general tolerances ISO 2768-mK sharp edges removed 0,3 x 45°	scale: 1 : 30	weight in kg: -
			material:	
			dim:	
		date	name	
		drawn	11.06.2021	Sche
		reviewed	21.09.2021	Sp
		norm		
		<b>SCHILLING</b> ENGINEER Industrial Planning Cleanroom Systems SCHILLING ENGINEERING GmbH D-72173 Wuttrichingen		
		CleanEasyCell		index
		Floor plan / dimensions		
		1001.6.220_Engl		
index	change	date	name	file: 1001.6.220_Engl.idw
				project-no: sheet: 2 of 4
				A2

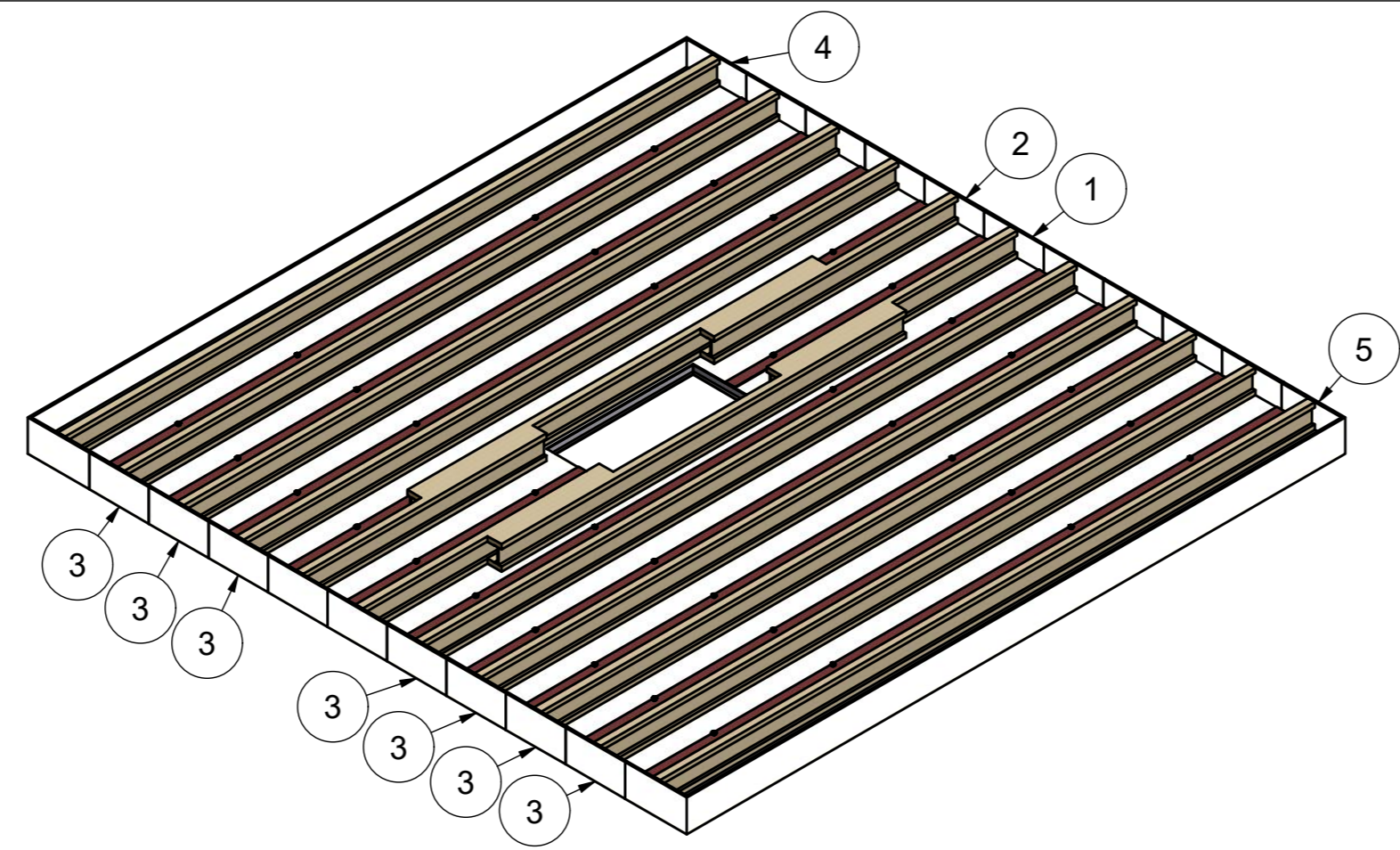






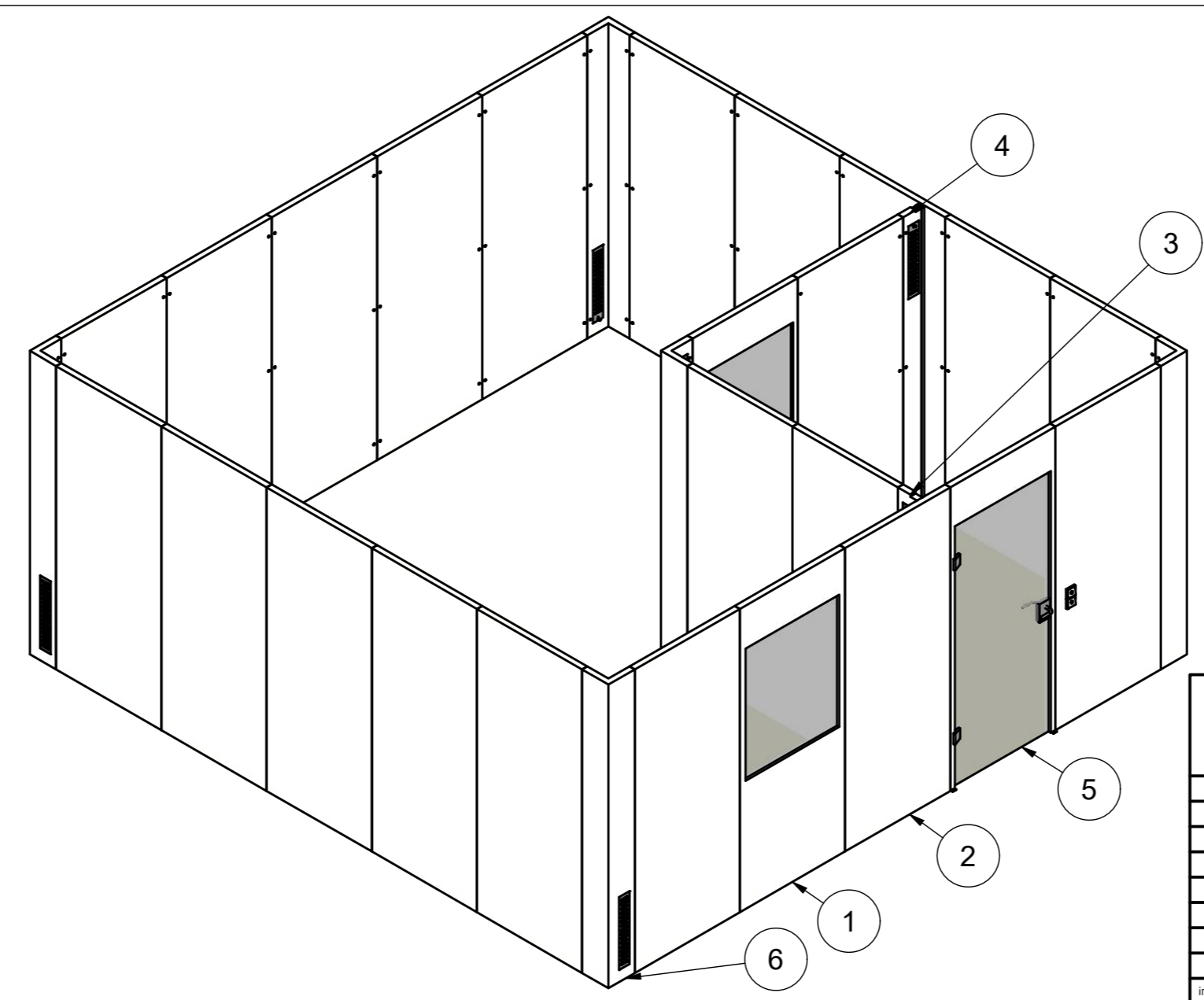
### electrical wiring

TEILELISTE			
Pos	Menge	Benennung	BEZEICHNUNG
1	1	8009.5.830-005_1300	distribution set LED, 2m
2	1	8009.5.830-005_1570	distribution set LED, 2m
3	1	8009.5.830-005_gebogen	distribution set LED, 2m
4	1	8009.5.830-007	distribution set FFU, 5m
5	1	8009.5.830-004	Control set with 2 buttons
6	6	8009.5.830-008	LED surface-mounted luminaire



### ceiling

TEILELISTE			
Pos	Menge	Benennung	BEZEICHNUNG
1	1	8009.5.830-022 mit 2 Leisten	Ceiling module for FFU with 2 strips
2	1	8009.5.830-022	Ceiling module for FFU
3	7	8009.5.830-020	Ceiling module
4	1	8009.5.830-021_ohne Leisten	Ceiling termination module without bar
5	1	8009.5.830-021	Ceiling termination module



### walls

TEILELISTE			
Pos	Menge	Benennung	BEZEICHNUNG
1	1	8009.5.830-032	Wall module with window
2	21	8009.5.830-031	Wall module
3	1	8009.5.830-033_rechts	Wall connection module right
4	1	8009.5.830-033_links	Wall connection module left
5	2	8009.5.830-040	Door module DIN left
6	5	8009.5.830-030	Corner module with overflow grille

Transmission and copying of these documents, as well as commercialization and communication of its content is not allowed. As far as it is not clearly conceded. Contravene engage to recover damages. All rights are reserved for issue of a patent or industrial design registration. (DIN 34)		general tolerances ISO 2768-mK sharp edges removed 0,3 x 45°	scale: 1 : 55	weight in kg: -
		date	name	
		drawn	11.06.2021 Sche	
		reviewed	21.09.2021 Sp	
		norm		
		<b>SCHILLING</b> ENGINEERING Industrial Planning Cleanroom Systems SCHILLING ENGINEERING GmbH D-72173 Vörschingen		
		CleanEasyCell		index
		part list		
		1001.6.220_Engl		
index	change	date	name	file: 1001.6.220_Engl.idw
				project-no: sheet: 4 of 4 A2